



MDC (M12) Series Receptacles

2, 3, 4 & 5 Conductor MDC Series Receptacles, 18/22AWG



Front Mount Receptacles | Metric Threads | 300 Volt, 4 amps | IP67 Rating



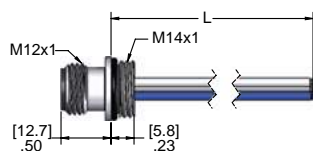
H

Micro-DC (M12) Series Receptacles

# of Poles	Male Faceview	Color Code	Rating	Wire AWG	Male Receptacles			Female Receptacles	
					M14 x 1.0	M16 x 1.5	M20 x 1.5	M16 x 1.5	M20 x 1.5
2		3. Brown 4. Blue	300V 4A	18	MDC-2MR-M14-18	MDC-2MR-M16-18	MDC-2MR-M20-18	MDC-2FR-M16-18	MDC-2FR-M20-18
				22	MDC-2MR-M14	MDC-2MR-M16	MDC-2MR-M20	MDC-2FR-M16	MDC-2FR-M20
3		1. Brown 3. Blue 4. Black	300V 4A	18	MDC-3MR-M14-18	MDC-3MR-M16-18	MDC-3MR-M20-18	MDC-3FR-M16-18	MDC-3FR-M20-18
				22	MDC-3MR-M14	MDC-3MR-M16	MDC-3MR-M20	MDC-3FR-M16	MDC-3FR-M20
4		1. Brown 2. White 3. Blue 4. Black	300V 4A	18	MDC-4MR-M14-18	MDC-4MR-M16-18	MDC-4MR-M20-18	MDC-4FR-M16-18	MDC-4FR-M20-18
				22	MDC-4MR-M14	MDC-4MR-M16	MDC-4MR-M20	MDC-4FR-M16	MDC-4FR-M20
5		1. Brown 2. White 3. Blue 4. Black 5. Gray	300V 4A	18	MDC-5MR-M14-18	MDC-5MR-M16-18	MDC-5MR-M20-18	MDC-5FR-M16-18	MDC-5FR-M20-18
				22	MDC-5MR-M14	MDC-5MR-M16	MDC-5MR-M20	MDC-5FR-M16	MDC-5FR-M20

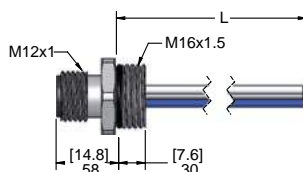
12" leads are standard. Longer lead lengths are available, please consult the factory for part numbers.

M14 Threads



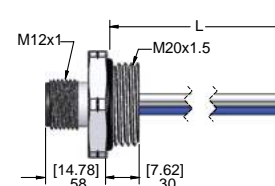
Male Receptacle

M16 Threads

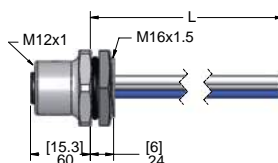


Male Receptacle

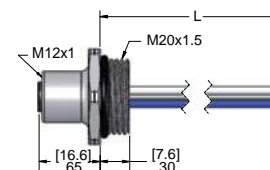
M20 Threads



Male Receptacle



Female Receptacle



Female Receptacle

Specifications:

Shell: M14 x 1.0: Nickel Plated Brass
M16 x 1.5: Nickel Plated Brass
M20 x 1.5: Clear Anodized Aluminum
Insulator: Polyamide
Wire: 18, 22 & 24 AWG: 300V, UL Style 1007/1569

Contacts: Copper Alloy with Gold Plating
Jam Nut: Nickel Plated Brass
O-Ring: NBR
Temperature: -40°C to 105°C (-40°F to +221°F)